



St. Pious X Degree and PG College for Women
Reaccredited with A+ Grade by NAAC, ISO 9001:2015 Certified
Snehapuri Colony, Nacharam, Hyderabad

**ICT ENABLED TOOLS FOR EFFECTIVE TEACHING-LEARNING
PROCESS.**

ICT transform the teaching and learning processes from being highly teacher-dominated to student-centric and this transformation results in increased learning opportunities.

Besides the chalk and talk method of teaching, the college makes intensive use of ICT-enabled tools, including online resources for effective teaching and learning process. The faculty use ICT-enabled classrooms with LCD projectors, Wi-Fi connectivity, software, PowerPoint presentations developed by teachers to expose the students to advanced knowledge and experiential learning. The labs are updated with new software like Python, Microsoft Office, and the latest Excel utility.

The faculty uses different methods of teaching based on the need of the learners and the subject taught. They use conventional methods like lecturing, which is teacher centered and other methods which are interactive, collaborative and ICT enabled such as Microsoft Teams, Google Classroom. The institution is also using the IT enabled learning tools such as PPT, Video clippings, animations, video demonstrations from online sources apart from providing reading materials and lab manuals through emails and other methods for effective teaching-learning process.

The college offers online courses through Course era, NPTEL, Swayam for enhanced learning in the domain subject and also facilitates to learn value added and add on courses

Apart from having a well-equipped ICT lab with internet facility, the students are provided with laptops (library) to easily carry on their research and project work.

The students and faculty make use of email, group mails, and social networking tools for instantaneous communication and information dissemination.

ICT Tools

Google Forms

The screenshot shows a Google Form interface. At the top, the browser address bar displays 'St.Pious X Degree & PG College for Women-I'. The form title is 'St.Pious X Degree & PG College for Women-I Internal Examination IV sem (B.Com(CA)-A)-Web Technologies'. Below the title is a 'Form description' field. The form includes an 'Email *' field with a 'Valid email' label and a note 'This form is collecting emails. Change settings'. Below that is a 'Name' field with a 'Short answer text' label. At the bottom, there is an 'Admission No' field. The right side of the form has a vertical toolbar with icons for adding questions, duplicating, deleting, and other actions. The top right corner shows a 'Send' button and a user profile icon. The bottom right corner has a Windows watermark: 'Activate Windows Go to Settings to activate Windows.'

Google Meet

The screenshot shows the Google Meet interface. At the top left is the Google Meet logo. At the top right, it shows the time '11:36 AM • Tue, Jan 18' and several icons for help, chat, settings, and a user profile. The main heading is 'Secure video conferencing for everyone'. Below this is the text 'Connect, collaborate, and celebrate from anywhere with Google Meet'. There are two buttons: 'New meeting' and 'Enter a code or nickname'. On the right side, there is a meeting schedule with two entries: '9:30 AM Mary Pushpa - Online Class link Now' and '4:00 PM Multimedia- Certificate Course'. Below the schedule, it says 'From your Google Calendar account: marypushpa@stpiouscollege.org'. At the bottom left, there is a link 'Learn more about Google Meet'. At the bottom right, there is a Windows watermark: 'Activate Windows Go to Settings to activate Windows.'

Google Classroom

The screenshot shows the Google Classroom interface. At the top, there is a navigation bar with the Google Classroom logo, a plus sign, a grid icon, and a profile icon labeled 'M'. Below the navigation bar, there are three tabs: 'To-do', 'To review', and 'Calendar'. The main area displays four class cards:

- III BCOM (CS) 2020-21** (A&B): Green header with a smartphone icon.
- II BCOM (CS) 2020-21** (A&B): Blue header with a pencil and paper icon.
- Digiclassroom St Pious** (admin stpious): Blue header with a person icon.
- II BCOM (CS)** (A): Blue header with a flag icon.

Each class card has a white body with a small icon at the bottom right. At the bottom right of the dashboard, there is a watermark that says 'Activate Windows Go to Settings to activate Windows.'

The screenshot shows a PDF document titled '14092018 B.Com (CBCS) V Sem Web Technology.pdf'. The document content is as follows:

Department of Commerce
Osmania University Hyderabad
Practical Question Bank

B.Com (CBCS) V Semester (Computers/ Computer Applications)
Computer Lab - "WEB TECHNOLOGY"

Time: 60 Minutes	Record: 10
	Skill Test: 15
	Total Marks: 25

1. Write a HTML program to implement Formatting tags .
2. Write a HTML program to demonstrate all Logical tags.
3. Write a HTML program to implement all Header tags.
4. Write a HTML program to illustrate Anchor tag along with all its attributes.
5. Write a HTML program to insert Image tag with all its attributes.
6. Create a Web Page to display the text "ALL THE BEST" aligned with images.
7. Write a HTML program to implement Font tags along with its attributes.
8. Write a HTML program to illustrate List formatting tags for the streams available in College :
 - a. Ordered list
 - b. Unordered list
 - c. Menu List.
 - d. Definition List .
9. create a Web Page to display ordered list, unordered list on the subjects available in Fifth semester .
10. create a Table with Four rows and Four columns in HTML .

Activate Windows
Go to Settings to activate Windows.

St.Pious X Degree & PG College for Women St.Pious X Degree & PG College

Questions Responses (240) Settings Total points: 15

St.Pious X Degree & PG College for Women-I Internal Examination IV sem (B.Com(CA)-A)-Web Technologies

Form description

Email *

Valid email

This form is collecting emails. [Change settings](#)

Name

Short answer text

Admission No

Activate Windows
Go to Settings to activate Windows.

Google Meet 11:36 AM • Tue, Jan 18

Secure video conferencing for everyone

Connect, collaborate, and celebrate from anywhere with
Google Meet

[New meeting](#)

9:30 AM	Mary Pushpa - Online Class link	Now
4:00 PM	Multimedia- Certificate Course	

From your Google Calendar account: marypushpa@stpiouscollege.org

[Learn more about Google Meet](#)

Activate Windows
Go to Settings to activate Windows.

14092018 B.Com (CBCS) V Sem Web Technology.pdf

Open with Google Docs

Department of Commerce
Osmania University Hyderabad
Practical Question Bank

B.Com (CBCS) V Semester (Computers/ Computer Applications)
Computer Lab - "WEB TECHNOLOGY"

Time: 60 Minutes Record: 10
Skill Test: 15
Total Marks: 25

1. Write a HTML program to implement Formatting tags .
2. Write a HTML program to demonstrate all Logical tags.
3. Write a HTML program to implement all Header tags.
4. Write a HTML program to illustrate Anchor tag along with all its attributes.
5. Write a HTML program to insert Image tag with all its attributes.
6. Create a Web Page to display the text "ALL **THE BEST**" aligned with images.
7. Write a HTML program to implement Font tags along with its attributes.
8. Write a HTML program to illustrate List formatting tags for the streams available in College :
a. Ordered list b. Unordered list c. Menu List d. Definition List .
9. create a Web Page to display ordered list, unordered list on the subjects available in Fifth semester .
10. create a Table with Four rows and Four columns in HTML .

Activate Windows
Go to Settings to activate Windows.



III BCOM (CS) 2020-21

A&B

web technologies lab practical

Mary Pushpa Ch • Nov 16, 2020

programs

	LectureNotes https://lecturenotes.in/practicals...		14092018 B.Com (CBCS) V S... PDF
---	--	---	-------------------------------------

Class comments

Add class comment...

Kahoot-Online Assessment Tool

Accelerate learning with Kahoot! Premium+! Claim our special new year offer. [Upgrade now](#)

Kahoot! Home Discover Library Reports Groups AccessPass Upgrade Create

All (11) Live games (9) Assignments (2)

<input type="checkbox"/> Name v	Date ^	Game mode	No. of players v
<input type="checkbox"/> AECC general test	February 5, 2021, 11:24 AM	Live	121
<input type="checkbox"/> Queues	November 16, 2020, 2:06 PM	Live	105
<input type="checkbox"/> Online Assessment tools quiz	October 3, 2020, 4:50 PM	Assigned kahoot	0
<input type="checkbox"/> Online Assessment (Quiz)	October 3, 2020, 4:15 PM	Live	131
<input type="checkbox"/> Demo kahoot	October 1, 2020, 9:35 PM	Assigned kahoot	1
<input type="checkbox"/> Demo kahoot	October 1, 2020, 9:27 PM	Live	1
<input type="checkbox"/> II MSCS & MPCS Quiz -1	July 22, 2020, 1:11 PM	Live	164
<input type="checkbox"/> Quiz 1	July 20, 2020, 2:37 PM	Live	160

Accelerate learning with Kahoot! Premium+! Claim our special new year offer. [Upgrade now](#)

Kahoot! Home Discover Library Reports Groups AccessPass Upgrade Create

AECC general test

1 play - 121 players

[Start](#) [Assign](#) [Practice](#)

A public kahoot

hepsibha_Silveru

Questions (11)

[Show answers](#)

1 - Quiz
The First Generation computers used

2 - Quiz
Monitor is a _____ Device

3 - Quiz
_____ performs calculations in computers

Accelerate learning with Kahoot! Premium+! Claim our special new year offer. [Upgrade now](#)

Kahoot! Home Discover Library Reports Groups AccessPass Upgrade Create

Report Report options: Live

Online Assessment (Quiz)

October 3, 2020, 4:15 PM
Hosted by hepsibha_Silveru

Summary **Players (131)** Questions (7) Feedback

All (131) Need help (75) Didn't finish (92)

Nickname	Rank	Correct answers	Unanswered	Final score
Jaya B	1	86%	—	5 272
Dr.sushma	2	100%	—	5 244
Sangeetha Kulka	3	86%	—	5 178

Accelerate learning with Kahoot! Premium+! Claim our special new year offer. [Upgrade now](#)

Kahoot! Home Discover Library Reports Groups AccessPass Upgrade Create

Report Report options: Live

II MSCS & MPCs Quiz -1

July 22, 2020, 1:11 PM
Hosted by hepsibha_Silveru

Summary **Players (164)** Questions (20) Feedback

All (164) Need help (75) Didn't finish (110)

Nickname	Rank	Correct answers	Unanswered	Final score
Hafsa MPCs 023	1	100%	—	26 046
Jyoshna MPCs 5	2	85%	—	20 660
Namratha mpcs 7	3	90%	—	20 537

docs.google.com/forms/d/1M5jqW9_j3_nx7MBLfvqNSzEMmnG2CTsLcylp94R0Lvs/edit

Quiz on Stacks

Stacks, Primitive Operations on stacks and Applications of Stacks

Email *

Valid email

This form is collecting emails. [Change settings](#)

1. Define Stack with an example. *

push() top() pop()

STACK
DATA STRUCTURE

IMPCS AECC Internal 1 ☆

Send

Questions Responses 49 Settings Total points: 10

IMPCS AECC Internal 1

Form description

Email *

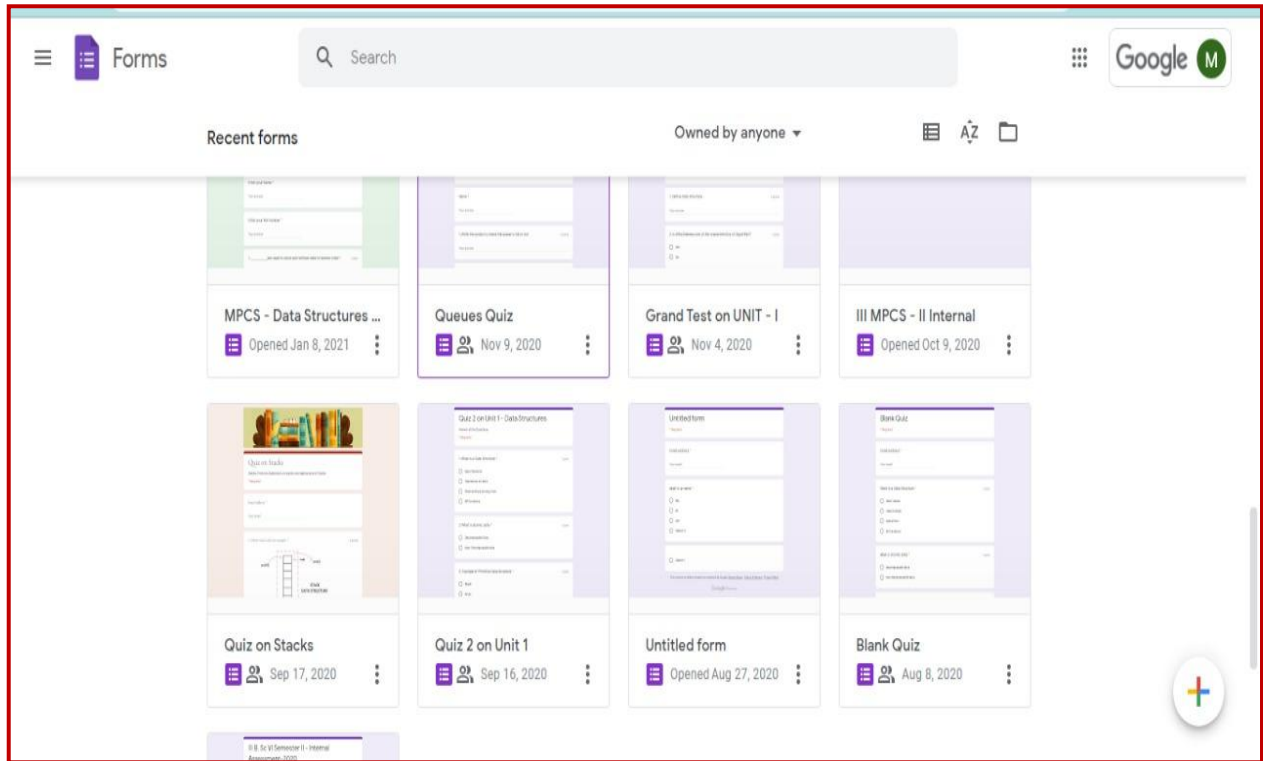
Valid email

This form is collecting emails. [Change settings](#)

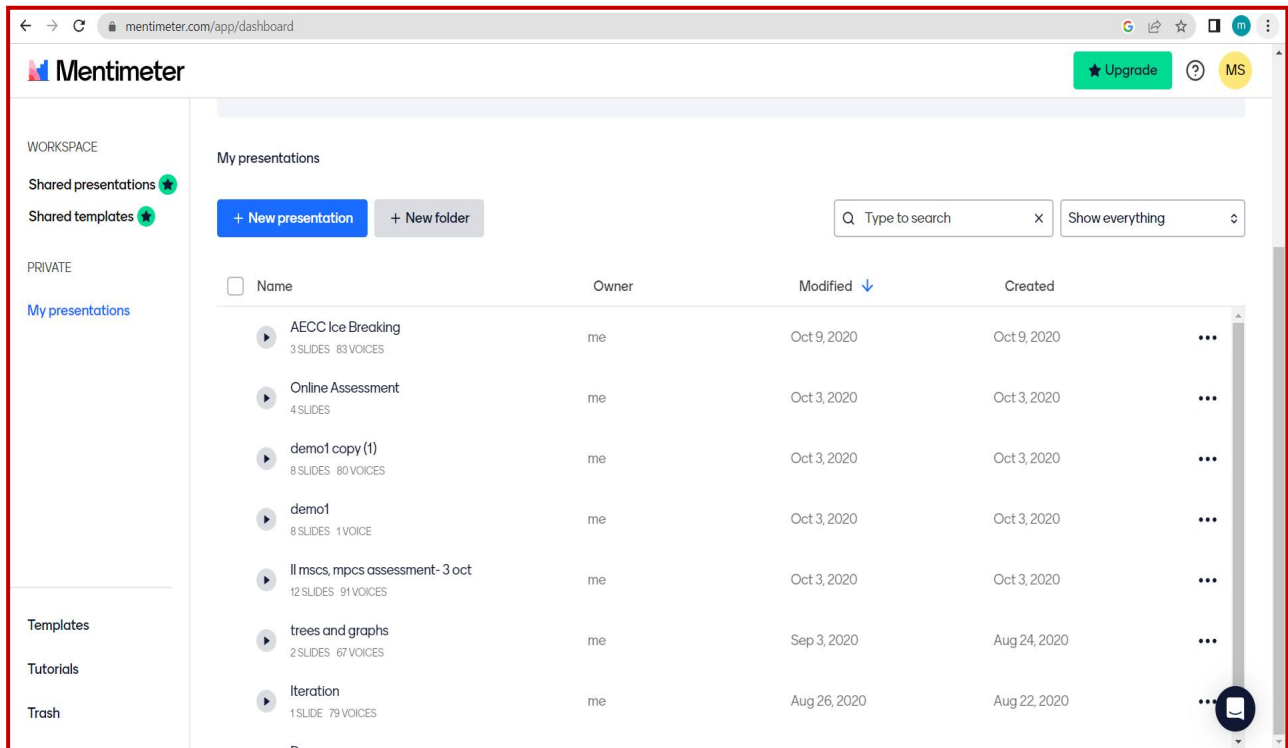
Name of the student *

Short answer text

Class/Group *



Mentimeter - Online Assessment Tool



trees and graphs
Created by Ms.Hepsibha S

✓ Saved ? MS Share Present

+ New slide Import

Themes Settings

1 What is a graph MS

2 Word Cloud

This presentation has results [View results](#) [Manage results](#)

Join at mentimeter.com use code 2213697

What is a graph
201 answers

Word Cloud content includes: diagram showing the, process, representation, edge, abstract data type, diagram, pictorial representation, relation between variable, mathematical structure, increasing to decreasing, range, relation, mathematical represent, edge to vertices, representation of points, relation between variables, quantity of variables, mathematical structure, increasing to decreasing, range, relation, mathematical represent, edge to vertices, representation of points, relation between variables, quantity of variables, mathematical structure, increasing to decreasing, range, relation, mathematical represent, edge to vertices, representation of points, relation between variables, quantity of variables.

The slide image appears in your audience's devices

Content

Slide type
Word Cloud

Add meta description

Question
What is a graph

Add longer description

Entries per participant
3

Enable multiple submissions

Image
We support png, gif, jpg and svg

Content
Design
Interactivity
Templates

Testmoz-Online Assessment Tool

Testmoz
Test Generator

Home Settings Questions Publish Reports Logout

Test Control Panel

This is the control panel where you can adjust settings, add questions, publish the test, and view reports.

Your URL is: testmoz.com/505464. **Don't forget it!** Bookmark this page, or write it down. You need to click the "Admin" tab on that page to get back here.

You must use that URL to come back to this page after you leave the site. There is no other way to get back here!

To do

- Reread the statements above**
They're important!
- Adjust settings**
Change the quiz name, description and what happens after the quiz is graded.
- Add questions**
It's not much of a test if it doesn't have questions.
- Publish**
You have to publish your test before data for the reports is collected.

Test Utilities

- [Change Admin Password](#)
- [New Test](#)
- [Clone This Test](#)
- [Clear Report Data](#)

unit-1 chapter2

st.pious X degree Clg dept.of computer science

Question #1 (1 point)

Shortcut Key to SAVE a document

Answer:

Question #2 (1 point)

Computer is an electronic device

- True
- False

Question #3 (1 point)

A form contains

- submit button
- reset button
- check box
- radio button

Question #4 (1 point)

Abbreviation of WWW

- Web wide world
- World Wide Web
- Wide World Web
- None of the above

[Logout](#)

I. LMS

The screenshot shows the login page of the LMS. At the top, the browser address bar displays "https://www.stpiouscollegehyd.in/home/login". The page features a large blue banner with the college's logo on the left, which includes the text "TRUTH", "LIGHT", and "LIFE" around a central emblem. To the right of the logo, the text reads "St. Pious X Degree and PG College for Women". Below the banner, the text "Affiliated To Osmania University Reaccredited with A+ grade by NAAC" and "Snehapuri Colony, Nacharam, Hyderabad Telangana - 500076" is displayed. A white "LOGIN" button is positioned on the right side of the banner.

The screenshot shows the graduation selection interface. The browser address bar displays "https://www.stpiouscollegehyd.in/Home/GraduationSelection". The page has a blue background with a grid pattern. A white modal window titled "Select Graduation" is open, featuring a dropdown menu labeled "Graduation" with the text "-Select-". Below the dropdown are "Submit" and "Close" buttons. In the background, a white banner contains the text "WELCOME TO ST PIOUS X DEGREE AND PG COLLEGE." and a "Select Graduation" button. A vertical "QUICK MENU" button is visible on the left side of the page.

learning.stpiouscollegehyd.in/Teacher/StudentsByAssignmentKey?AssignmentKey=22

Learning Computer@103

Student Assignments

Assignment Name: AECC Assignment - 1 Subject Name: AECC-Basic Computer Skills
 Date: 02-06-2022 14:20:01 Last Date Of Submission: 13-06-2022 00:00:00

Description:

Every student has to choose any one topic of their choice and prepare a DOC /PPT/PDF on the selected topic:

1. What is E-mail. Its advantages & Disadvantages
2. List some E-mail Service providers & process of creating an Email Account
3. What is Instant Messaging, Features & limitations
4. What do you understand by Netiquettes. List out Email & Social Media Netiquettes

Note: Please mention your NAME, ROLL NO, SECTION on your assignment

Submitted Students

Student Name	Hallticket Number	Answer	Submitted Date	Attachment
HEPSIBA P	121221405064		03-06-2022 19:52:36	VIEW ATTACHEMENT
JUVERIA SULTHANA	121221405155	by juveria sultana bcom cs c	04-06-2022 16:20:04	VIEW ATTACHEMENT

learning.stpiouscollegehyd.in/Teacher/StudentsByAssignmentKey?AssignmentKey=23

Learning Computer@103


Submitted Students

PINNITI ANUSHA	121219405113	PANUSHA 121219405113 K.SHAMBHAVI 121219405112	03-06-2022 14:26:22	VIEW ATTACHEMENT
ORUSU MEENA	121219405116	DONE BY: O.MEENA-121219405116 J.RENUKA-121219405070	03-06-2022 14:42:31	VIEW ATTACHEMENT
ORUSU MEENA	121219405116	DONE BY: O.MEENA-121219405116 J.RENUKA-121219405070	03-06-2022 14:42:31	VIEW ATTACHEMENT
ATEEQQA BEGUM	121219405062	cyber security regulations ppt by Ateeqa Begum, 121219405062, 3ed B.COM ca B sec	03-06-2022 14:46:25	VIEW ATTACHEMENT
NAMPALLY SIRISHA	121219405097	Submitted by: D.Vishwaja(121219405099) N.Sirisha(121219405097)	03-06-2022 14:50:54	VIEW ATTACHEMENT
RAJABOINA AKHILA	121219405073	cyber security regulations presentation by Rajaboina Akhila (073), T.preethika (063)	03-06-2022 14:52:10	VIEW ATTACHEMENT
		Nikitha Annaram (121219405111)		

Learning v1.1.0 © Copyright 2015

SendStudentAssi...docx [Show all](#)

Learning
Computer@105




Ch. Mary Pushpa

- Dashboard
- My Profile
- My Courses
- Assignment
- Messages
- Meeting Schedules
- Forums
- Student Certificates
- Student Rewards

My Courses


[+ NEW COURSE](#)



Fundamentals of Information Technology- Sec B & Sec C(Pushpa)

EDIT COURSE
Delete
 ADD/VIEW QUIZ


VIEW QUIZ SUBMITTED STUDENTS



Fundamentals of Information Technology Practicals- Sec B & Sec C(Pushpa)

EDIT COURSE
Delete
 ADD/VIEW QUIZ


VIEW QUIZ SUBMITTED STUDENTS





Relational Database Management System- Sec A(Pushpa)

EDIT COURSE
Delete
 ADD/VIEW QUIZ

VIEW QUIZ SUBMITTED STUDENTS








Learning v1.1.0 © Copyright 2015

Learning
Computer@105



Ch. Mary Pushpa

- Dashboard
- My Profile
- My Courses
- Assignment
- Messages
- Meeting Schedules
- Forums
- Student Certificates
- Student Rewards

KALA STYCY	121222468006		20-12-2022 15:15:22	VIEW ATTACHEMENT
SALVERU SOWMYA	121222468017		20-12-2022 15:15:54	VIEW ATTACHEMENT
BADAVATH TEJASHWINI	121222468002	<p>this program prints pure pyramid pattern using star .and here we decide the height of pyramid at run time .</p> <p>that is following c program asks from us to enter the number of rows to print pyramid of stars .</p> <p>when we execute the above program at our end ,then here is the snapshot of initial output we will see on our output screen .</p> <p>now entering any number of rows say 7 and entering key to see the output .hence will get the result as shown in the program which we have executed using star pyramid .</p>	21-12-2022 14:15:13	VIEW ATTACHEMENT
ALLADI HIMABINDHU	121222468001	tyughmvgmj	22-12-2022 15:00:20	VIEW ATTACHEMENT
MATTA SREEJA	121222468009	<p>For Printing a full Star Pyramid in C, we need to use Looping statements (FOR Loop & While Loop)</p> <ul style="list-style-type: none"> Initially declare an integer "i" for looping condition, "rows" for number of lines in a pyramid, declare "space" for row spaces, "k=0" for stars in each row. Then enter the number of rows required for the pyramid. After number of rows given for loop gets executed, in for loop the first condition will be loop must be executed until "i=rows" Inside the first for loop another for loop is place to get blank spaces that is to get the structure. After the second for loop is closed, while loop is opened with condition to print odd number of stars in given number of rows. After that while is closed, then it starts with a new line again. Finally, the first loop is closed. <p>The final OUTPUT will be a Full Pyramid.</p>	28-12-2022 11:34:45	VIEW ATTACHEMENT

Learning v1.1.0 © Copyright 2015

```

#include <stdio.h>
int main() {
    int i, space, rows, k = 0;
    printf("Enter the number of rows: ");
    scanf("%d", &rows);
    for (i = 1; i <= rows; ++i, k = 0) {
        for (space = 1; space <= rows - i; ++space) {
            printf(" ");
        }
        while (k != 2 * i - 1) {
            printf("* ");
            ++k;
        }
        printf("\n");
    }
    return 0;
}

```

NPTEL Students List

6/28/23, 1:10 PM

SWAYAM-NPTEL Local Chapter

SWAYAM-NPTEL Local Chapter

S.no	Name	Email Id	Course Id	CourseName	College Roll Number	Mobile Number	City	Profession	Qualification	
1	Ellammala Achyutha	achyuthaellammala@gmail.com	noc22-cs87	Cloud computing	121220468040	+91 78931 80994	Amberpet	student	bachelor3yr	o
2	Syeda Maher Afreen	afreen.hashmi10@gmail.com	noc22-md01	Basic course in Biomedical Research		+91 77025 48841	K.V.RANGAREDDY	faculty	masters	
3	Harshanya Puppala	aharshanya1011@gmail.com	noc22-mg73	Innovation, Business Models and Entrepreneurship		+91 97043 12341	Secunderabad	faculty	masters	
4	Akshitha Reddy	akshithareddyhota@gmail.com	noc22-cs107	Software Project Management	121220468010	+91 80743 66824	Hyderabad	student	pre_university	s
5	Akshitha Reddy	akshithareddyhota@gmail.com	noc22-cs111	Computer Graphics	121220468010	+91 80743 66824	Hyderabad	student	pre_university	s
6	Akshitha Reddy	akshithareddyhota@gmail.com	noc22-cs61	Software Testing	121220468010	+91 80743 66824	Hyderabad	student	pre_university	s

6/28/23, 1:10 PM

SWAYAM-NPTEL Local Chapter

S.no	Name	Email Id	Course Id	CourseName	College Roll Number	Mobile Number	City	Profession	Qualification	
93	Thakur Anushka Singh	tanushka.singh09@gmail.com	noc22-mg67	Business Analytics & Data Mining Modeling Using R Part II	121220405087	+91 90142 96986	Uppal	student	bachelor3yr	c
94	Triveni Gutta	triveniguta@gmail.com	noc22-cy37	Metal Mediated Synthesis-I	21002	+91 70755 73818	Hyderabad	student	masters	s
95	Triveni Gutta	triveniguta@gmail.com	noc22-cy42	Mechanisms in Organic Chemistry	21002	+91 70755 73818	Hyderabad	student	masters	s
96	Triveni Gutta	triveniguta@gmail.com	noc22-cy46	Introductory Organic Chemistry II	21002	+91 70755 73818	Hyderabad	student	masters	s
97	Triveni Gutta	triveniguta@gmail.com	noc22-cy50	Concepts of chemistry for engineering	21002	+91 70755 73818	Hyderabad	student	masters	s
98	Triveni Gutta	triveniguta@gmail.com	noc22-cy54	Spectroscopic Techniques for Pharmaceutical and Biopharmaceutical Industries	21002	+91 70755 73818	Hyderabad	student	masters	s